

ACP-4020

348mm Depth 4U Rackmount Chassis for Half-size SBC or ATX Motherboard



Features

- 4U rackmount chassis, only 348 mm depth
- Supports 14-slot BP for half-size SBC or ATX/MicroATX motherboard
- Shock-resistant disk drive bay holds one internal 2.5", and two front-accessible 3.5" drives, plus one slim optical disk drive
- Dual front USB 3.0 ports
- Front-accessible system fan without opening top cover for easy maintenance
- LED indicators and alarm notification for system fault detection
- Built-in Intelligent System Module enabling whole system fan control and remote manageability

Quiet Specifications


CE FCC

		External	Internal
Drive Bay	Slim ODD	1	-
	3.5"	2	-
	2.5"	-	1
Cooling	Fan	2 (9 cm / 52 CFM)	
	Air Filter	Yes	
Front I/O Interface	USB 3.0*	2	
Miscellaneous	LED Indicators	Power, HDD, temperature, fan, LAN1, and LAN2	
	Rear Panel	Backplane version: One 9-pin D-Sub opening Motherboard version: Five 9-pin D-Sub and one 25-pin D-Sub openings	
System Monitoring		Chassis intrusion switch	
Intelligent System Module Hardware Monitoring	CPU/System fan speed , CPU/System temperature (Only Advantech AIMB-78X, PCE-51XX/71XX mainboards can enable CPU fan speed and temperature monitoring function of Intelligent System Module)		
Environment	Temperature	Operating 0 ~ 40 °C (32 ~ 104 °F)	Non-Operating -20 ~ 60 °C (-4 ~ 140 °F)
	Humidity	10 ~ 85% @ 40 °C, non-condensing	
	Vibration (5 ~ 500 Hz)	1 Grms	2 G
	Shock	10 G (with 11 ms duration, half sine wave)	
	Dimensions (W x H x D)	482 x 177 x 348 mm (19" x 7.0" x 13.7")	
Physical Characteristics	Weight	8.5 kg (18.7 lb)	

The USB 3.0 ports do not operate if the motherboard has no on-board USB 3.0 box header.


Front View

Open Front Door

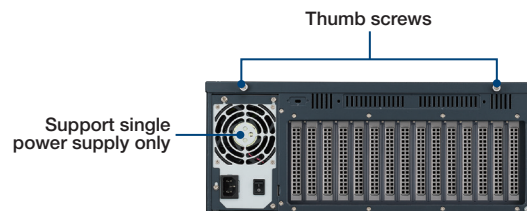


Rear View


MB version



BP version

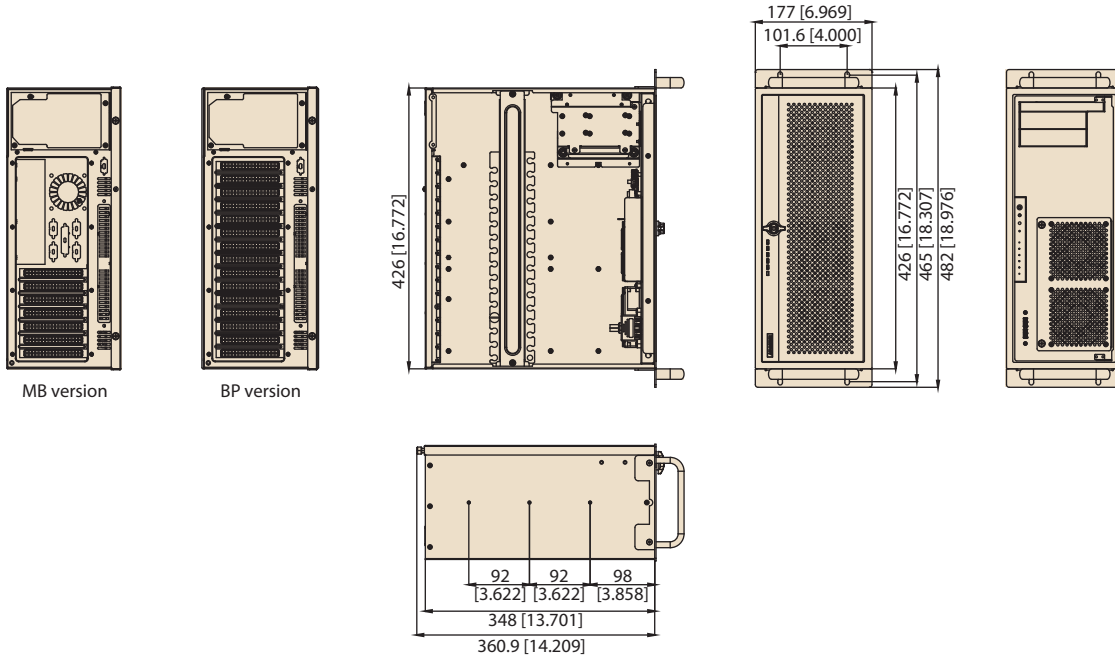


Inside View



Dimensions

Unit: mm [inch]



Ordering Information

Part Number	Power Supply	Wattage	Switch type
Backplane Version			
ACP-4020BP-50B	PS8-500ATX-BB	500W	ATX
Mother board Version			
ACP-4020MB-30B	PS8-300ATX-ZBE	300W	ATX
ACP-4020MB-50B	PS8-500ATX-BB	500W	ATX
ACP-4020MB-70B	PS8-700ATX-BB	700W	ATX

Optional Accessories

Part Number	Description
IPC-DT-3120E	Drive bay module converting 1 3.5" to 2 hot-swap 2.5"
96CB-SATAPOWER-6P2	SATA power wire 6-pin to big 4-pin (for slim ODD)
1700029268-01	Power cable for GPU card (Two 4-pin 12V connectors to one 6+2 pins PCIe power connector)
1700024754-01	Power cable for GPU card (Two B4P Molex connectors to one 6+2 pins PCIe power connector)

* If GPU card with 2 power connectors, please use 1700029268-01*1 + 1700024754-01*1; If GPU card with 1 power connector, please use 1700029268-01.

* Only 500W or higher wattage PSU support 1700029268-01 and 1700024754-01 for high-end GPU card.